

Volantis Bond Fund  
31 January 2025  
Monthly Report  
Fund Size: R78 million

# Table of Contents

<b>Contents</b>	<b>Page</b>
Fund overview	3
Performance	4
Fund exposures	5
Environmental, Social & Governance (ESG)	5

# Fund Overview

## Fund description

The Volantis Bond Fund is a discretionary fund that targets a benchmark matched return through an actively managed mix of interest-bearing instruments with low tracking error risk.

The Fund is mandated to invest in rand denominated, interest-bearing instruments and derivatives with a term to maturity constraint of 30 years for any individual instrument and a weighted average modified duration constraint anchored to the benchmark. The Fund is Regulation 28 compliant and is benchmarked to the ALBI Index.

The Fund seeks to outperform its benchmark over a 12-month rolling period, while preserving capital with increased yield.

## Who manages your Fund?



**Sisa Mayekiso**  
Managing Director & CIO  
Bcom, Bcom Hons (Acc), CA(SA), CFA



**Puben Govender**  
Head of Fixed Income  
Bcom, CFA, FRM, CAIA

## Fund specifications

Benchmark	ALBI Index
Weighted avg. modified duration	6.15 years
Weighted avg. term to maturity	11.15 years
Weighted average credit quality	AAA
Market value	R78.5 million
Historical VAR (95th Percentile)	223 bps
Conditional VAR/ETL	394 bps

## Fund commentary

The Fund under-performed its benchmark by 0.09% for the month, measured on a gross of fees basis. The Fund returned 1.86% relative to a monthly ALBI Composite Index return of 1.95%. The fund was dragged by its shorter duration positions.

Inflation remained range bound at 3.5% in October, still above the central bank's official target of 3.0% while producer prices accelerated to 2.9%. The Central Bank forecasts inflation to decline to 3.2% in 2026 and together with further stability in the primary balance surplus and smaller current account deficit it decided to reduce overnight rates by 25 bps to 6.75% in November. Lower rates have increased the growth of money stock and credit creation to 8.3% and 7.8% respectively, a growth driver. However lower real growth at 0.5% in the third quarter and contracting purchasing managers indices may exert upward pressure on debt sustainability metrics. The positive gain from elevated precious metals prices, lower debt issuance forecasts and a proposed conservative fiscal budget should ameliorate these concerns. Retail sales gained momentum with an increase of 2.9% in December. Local yields continued their trend lower and rallied by around 30 bp lead by longer duration. Bond yields are now trading at multi-year lows. S&P Global Ratings upgraded South Africa's sovereign credit ratings to BB while Moody's and Fitch held theirs at BB- citing the low growth and high debt environment. Corporate bonds are still in demand with new issues trading at record low spreads given the reduced net issuance for 2025. The rand appreciated by 3% to trade at R16.6. The JSE traded 5% higher and is well supported by higher precious metal prices.

Volatile US yields closed 17 bp higher on the back of higher inflation and lower employment for longer. Global bond yields tracked the US with Japan selling off by 25 bp. Debt sustainability in Europe is being questioned given their low growth, high deficits and Ukraine commitments. The SP500 US equity index was flat for the month with 2026 earnings now in focus. Gold traded 2% higher. Most global central banks are anticipated to hold rates steady in Q1 2026 given recent rate cuts.

# Performance

## Monthly return contribution: January 2026

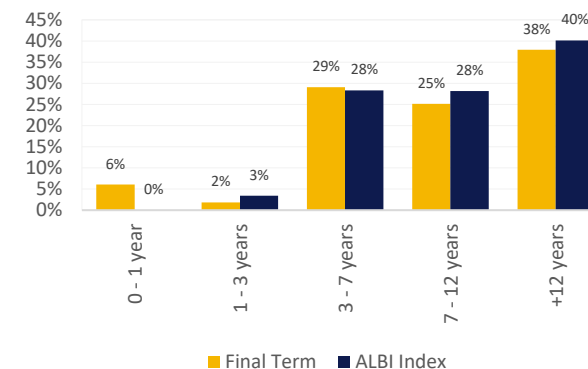
Instrument Classification	Monthly Contribution
CASH	0.01%
BOND	1.85%
FRN	0.00%
NCD	0.00%
TB	0.00%
LINKED	0.00%
<b>Total</b>	<b>1.86%</b>

Fund performance is measured on a gross of fees basis.

## Monthly performance

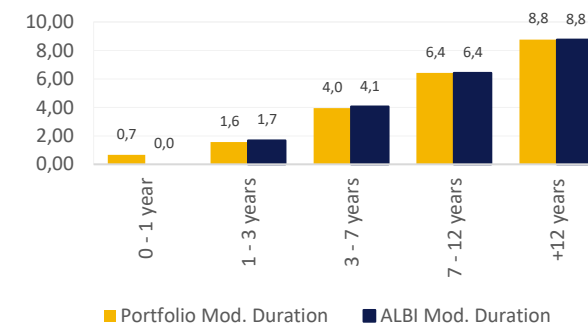
Date	Gross Return	ALBI Composite Index	Active Return
Feb-25	0.06%	0.07%	-0.01%
Mar-25	0.27%	0.19%	0.08%
Apr-25	0.51%	0.76%	-0.25%
May-25	2.91%	2.73%	0.18%
Jun-25	2.33%	2.28%	0.05%
Jul-25	2.67%	2.73%	-0.06%
Aug-25	0.80%	0.75%	0.05%
Sep-25	3.18%	3.32%	-0.14%
Oct-25	2.40%	2.56%	-0.16%
Nov-25	3.06%	3.44%	-0.38%
Dec-25	2.52%	2.70%	-0.18%
Jan-26	1.86%	1.95%	-0.09%
<b>Rolling 12</b>	<b>24.97%</b>	<b>26.08%</b>	<b>-1.11%</b>

## Yield curve exposure: Final maturity



The Fund had a weighted average term to maturity of 11.15 years on 31 January 2026 relative to mandated risk tolerance of 30 years.

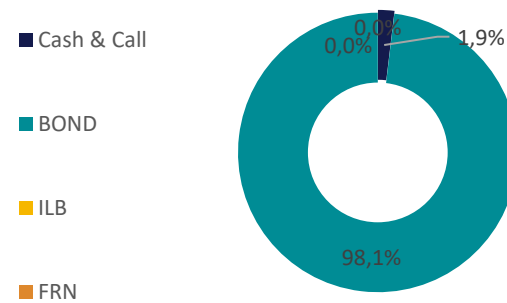
## Yield curve exposure: Effective exposure



The Fund's effective exposure gives a view of its holdings from an interest rate risk perspective. The Fund's MD position on 31 January 2026 was 6.15 years relative to the mandated risk tolerance of 6.05 – 7.05 years.

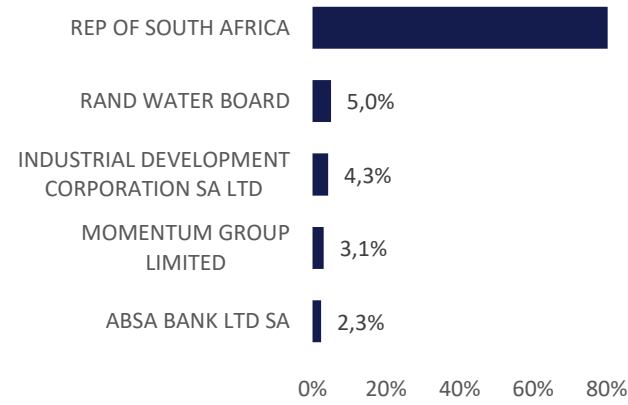
# Fund exposures & ESG

## Asset allocation



Asset allocation is represented as at 31 January 2026.

## Issuer exposure: Top 5 holdings



## Credit concentration table

Short-Term	Mandate Limit	Fund Exposure
Government	100%	0%
Big 4 Banks	100%	2%
F1+	50%	0%
F1	20%	0%
F2	10%	0%
<b>Total</b>		<b>2%</b>
Long-Term	Mandate Limit	Fund Exposure
Government	100%	80%
AAA	50%	4%
Big 4 Banks	40%	2%
AA+ to AA-	30%	12%
A+ to A-	20%	0%
BBB+	10%	0%
<b>Total</b>		<b>98%</b>

The Fund had a weighted average credit quality of AAA on 31 January 2026. The Fund's credit ratings are represented by national scale ratings, applying the most conservative rating from Fitch, S&P, Moody's or Global Credit Ratings.

## ESG scorecard

The Fund had a combined ESG score of 55.0% in January 2026, which reflects that a good degree of transparency and reporting of ESG factors was displayed by the underlying counterparties in the portfolio.

# Disclaimer

ESG Score	Grade	Description	Investment Decision (Y/N)
100% - 75%	A	Excellent relative ESG Performance	Invest on a case by case basis
75% - 50%	B	Good relative ESG performance	Invest on a case by case basis
50% - 25%	C	Satisfactory ESG performance	Invest on a case by case basis
25% - 0%	D	Poor relative ESG performance	Do not invest

Contact the Volantis team

Sisa Mayekiso, CA(SA), CFA  
 Managing Director  
 sisa.mayekiso@volantis.co.za

Puben Govender CFA, FRM, CAIA  
 Head of Fixed Income  
 Puben.govender@volantis.co.za

Sibusiso Vilakazi  
 Head of Operations  
 sibusiso.vilakazi@volantis.co.za

Tower 1, 7th Floor, The MARC  
 29 Rivonia Road  
 Sandton  
 Gauteng  
 2196

FAIS disclaimer

Volantis Capital (Pty) Ltd (“Volantis”) is a licensed discretionary financial services provider, FSP 49836, approved by the Registrar of the Financial Sector Conduct Authority to provide intermediary services and advice in terms of the Financial Advisory and Intermediary Services Act 37 of 2002. Market fluctuations and changes in exchange rates may have an impact on fund values, prices, and income and these are therefore not guaranteed.

Past performance is not necessarily a guide to future performance. Volantis has comprehensive crime and professional indemnity in place. Performance figures are sourced from Volantis, Prescient Financial Services and Risk Café.

Performance is measured on a gross-of fees basis and denominated in ZAR.